

YALE® KELC

ELECTRIC CHAIN HOISTS



AMERICA'S FIRST NAME IN INDUSTRIAL LIFTING

Capacities

1/4 to 3 tons

Lift

10 foot, longer lifts available.

Lift Speeds

5 to 64 FPM

AC Power

115/230 1-60HZ; Reconnectable
230/460 3-60; Reconnectable
208 and 575 3-60 single voltage

Control

Push button control voltage of
115 volts standard on all 3 phase
models, single speed, two speed
and single phase models. 24 volt
control optional.

Suspension

Hook, lug, plain, geared and
motorized trolleys.

Options

Weather proofing & waterproof
covers, corrosion resistant,
explosion proof div.2, food
service, and spark resistant
features.



New
Limit
Switch



New
Motor
Brake

Model KELC

Electric Chain Hoists

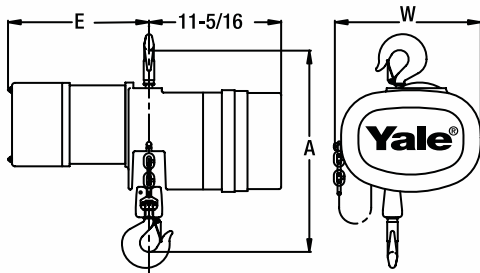
New Features:

- All hoists are provided with an electronic upper & lower limit switch, easily adjustable by the press of a button.
- New heavy duty motor brake is an AC spring set disc brake for positive braking action and long life with minimal maintenance. Easy 1-step adjustment procedure.
- Nylon mesh fabric chain container included as standard for lifts up to 20'.
- New design allows easy change out of either hook or lug suspension.
- Powdercoat finish.

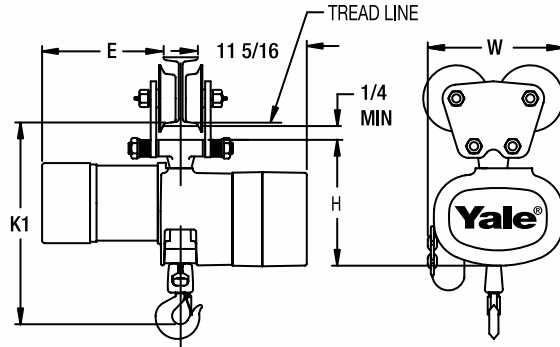


YALE KELC ELECTRIC CHAIN HOISTS

Hook Mounted Hoists

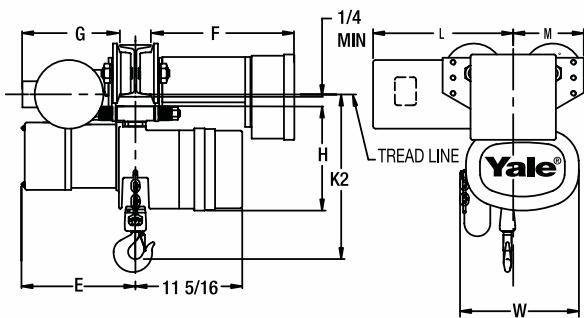


Lug Mounted Hoist with Push Trolley

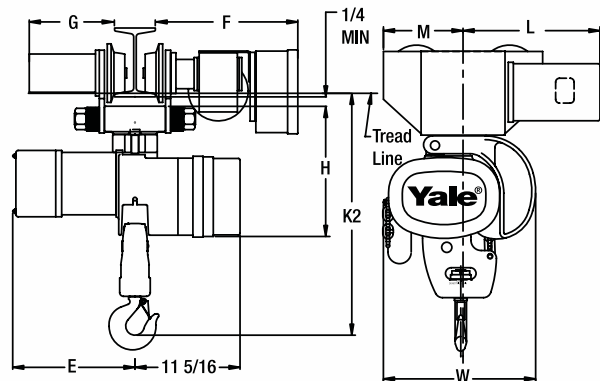


Lug Mounted Hoists with Motor-Driven Trolley

1/4 to 2 Ton



3 Ton



Capacity Ton	Lift Speed FPM	Motor H.P.	Parts of Chain	Hoist Catalog Number	Headroom (in)			H in	W in	E** Max. in	F Max. in	G Max. in	L Max. in	M Max. in
					A in	K1 in	K2 in							
1/4	16	1/4*	1	KELC2516	16-3/4	16-13/16	17	10-3/16	11-7/16	12-1/4	16-13/16	12-3/8	10-3/16	8-9/16
	32	1/2		KELC2532										
	64	1		KELC2564										
1/2	16	1/2	1	KELC5016	16-3/4	16-13/16	17	10-3/16	11-7/16	12-1/4	16-13/16	12-3/8	16-13/16	8-9/16
	32	1		KELC5032										
1	8	1/2	1	KELC0108	17-1/2	17-3/8	17-3/8	10-3/16	11-7/16	14-3/16	16-13/16	12-3/8	16-13/16	8-9/16
	16	1		KELC0116										
	32	2-1/2		KELC0132										
2	4	1/2	2	KELC0204	23	22-1/16	22-1/4	11-1/8	11-7/16	14-3/16	16-7/8	10-1/4	16-3/4	9-5/16
	8	1		KELC0208										
	16	2-1/2		KELC0216										
3	5	1	3	KELC0305	25-7/8	26-3/8	25-9/16	12-7/8	15	14-3/16	16-9/16	8-1/2	17-3/4	9-9/16
	10	2-1/2		KELC0310										

* Two speed hoist has a 1/2 H.P. motor

** "E" Dimensions listed represent maximum length between one and two speed model hoists. Consult factory for exact dimensions.



ANGEL LARREINA S.A.C.I.F.I.A.
Moreno 901 (C1091AAS) Ciudad Aut. de Bs.As.
Tel. (011) 4334-2808 - Fax. (011) 4334-3480
www.angellarreina.com



WARNING
Overloading and Improper Use Can Result in Injury
To Avoid Injury:
• Do not exceed working load limit, load rating, or capacity.
• Do not use to lift people or loads over people.
• Use only alloy chain for overhead lifting.
• Read and follow all instructions.